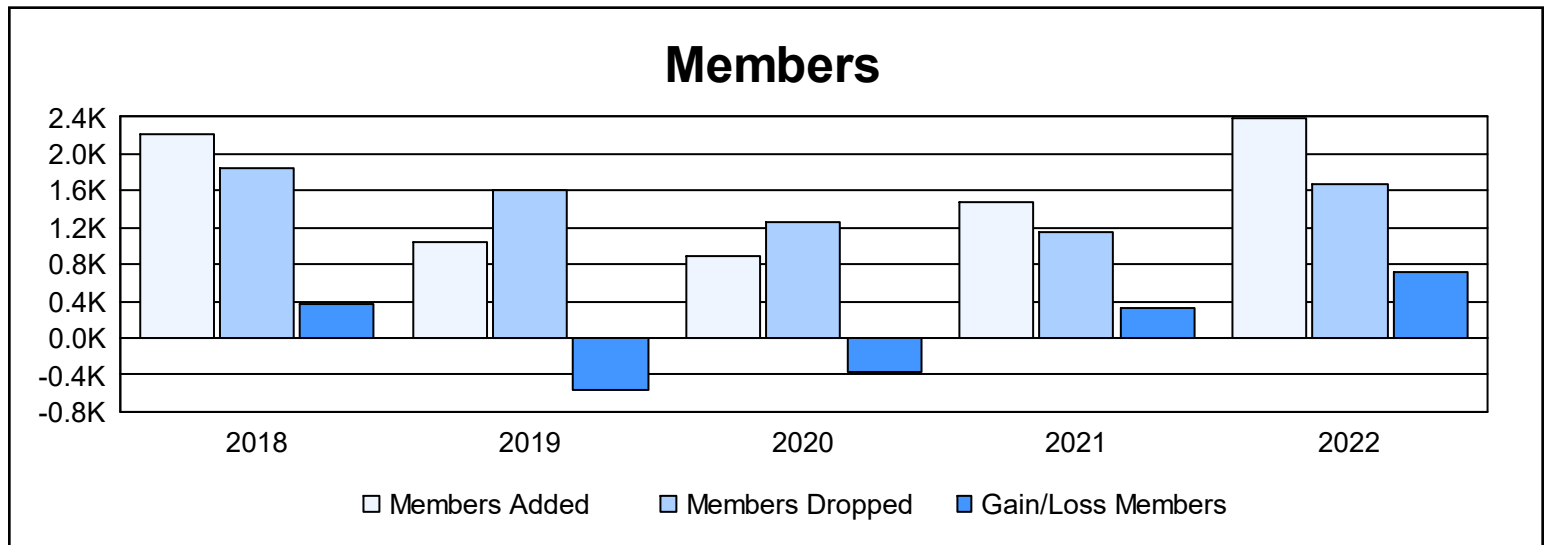
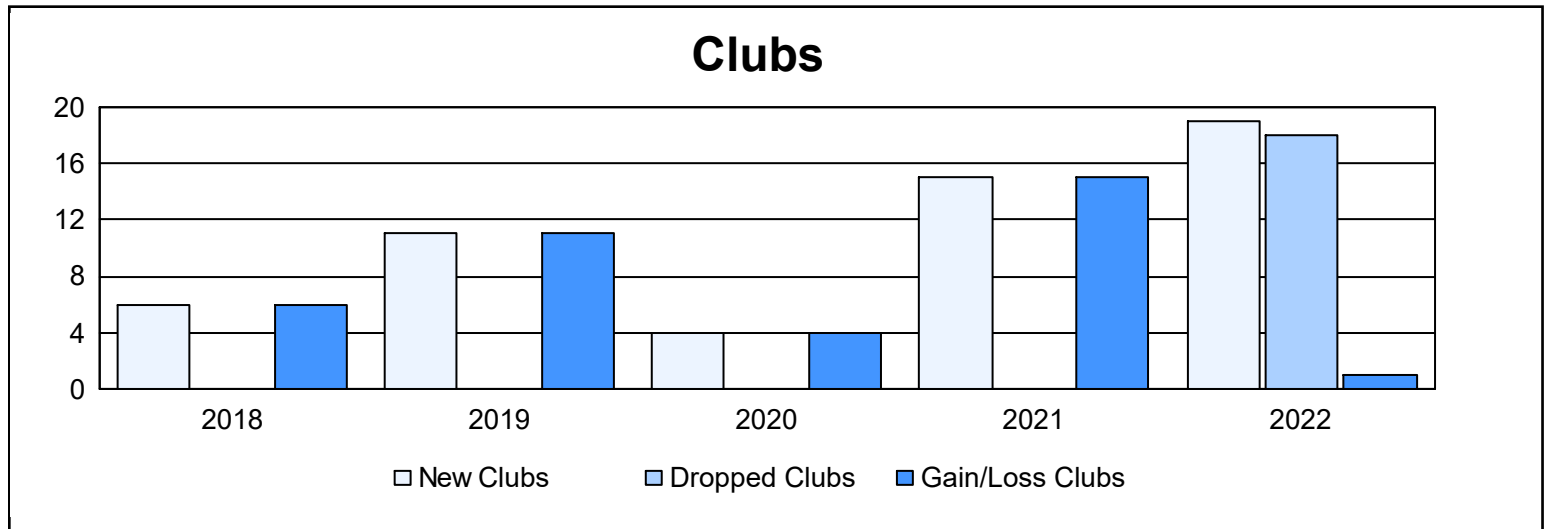
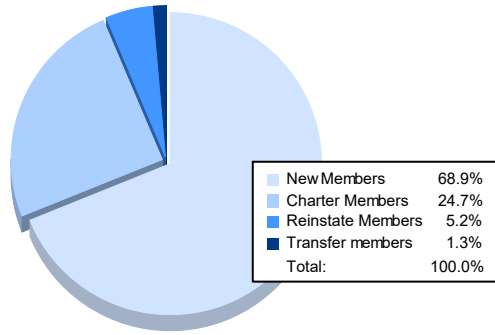


Year	New Clubs	Dropped Clubs	Gain/ Loss Clubs	New Members	Charter Members	Reinstate Members	Transfer Members	Total Member Added	Total Members Dropped	Gain/ Loss Members
2017-2018	6	0	6	1,658	223	284	52	2,217	1,841	376
2018-2019	11	0	11	472	402	158	15	1,047	1,611	-564
2019-2020	4	0	4	386	209	265	28	888	1,264	-376
2020-2021	15	0	15	1,004	389	55	35	1,483	1,147	336
2021-2022	19	18	1	1,643	588	123	30	2,384	1,667	717
Average	11	4	7	1,033	362	177	32	1,604	1,506	98



Membership Composition June 2022 Cumulative



Gender Composition June 2022 Cumulative

